

Section 3 Earth's Central Location

Everything you wanted to know about the Big Bang
but were afraid to ask

C. Earth is dead center of the Spherical CMB [Cosmic Microwave Background Radiation] (figure 2) and of the 2dF Quasar, semi-donut shaped, (figure 3) graphs. No quasars near Earth; they all start virtually 2 billion light years away in EVERY direction.

The True Projection of the CMB as Viewed From Earth

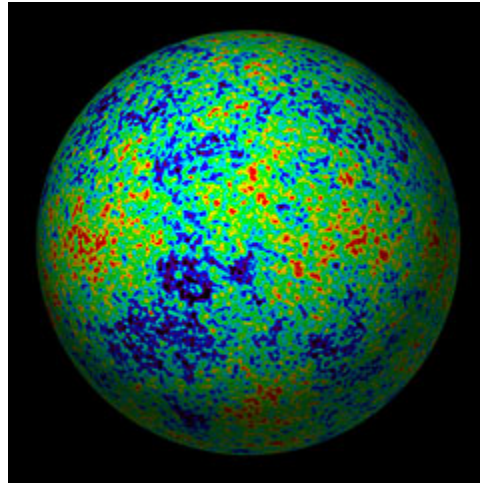


Figure 2a Credit NASA See:

<http://antwrp.gsfc.nasa.gov/apod/ap031231.html>

“True” projection found at:

<http://curious.astro.cornell.edu/question.php?number=602>

First report found at:

<http://news.bbc.co.uk/2/hi/science/nature/2814947.stm>

Fig 2b - Earth is in the very dead center of this CMB sphere and the CMB is 13.7 billion light years from **Earth** in every direction.

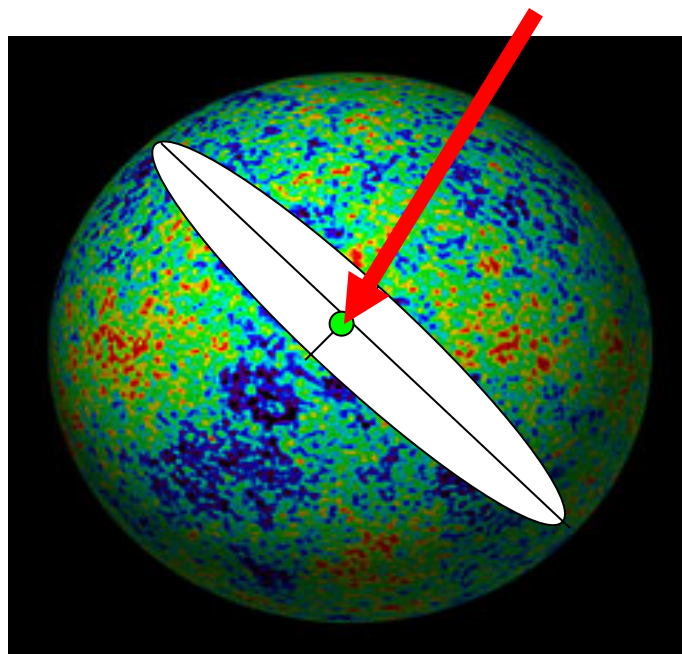


Figure 2b Credit: Author

Earth is in the center cross hairs of this fig 3 plot.
 Nearest quasar is 2 billion light years from Earth
 Pie slice views are above and below our Milky Way

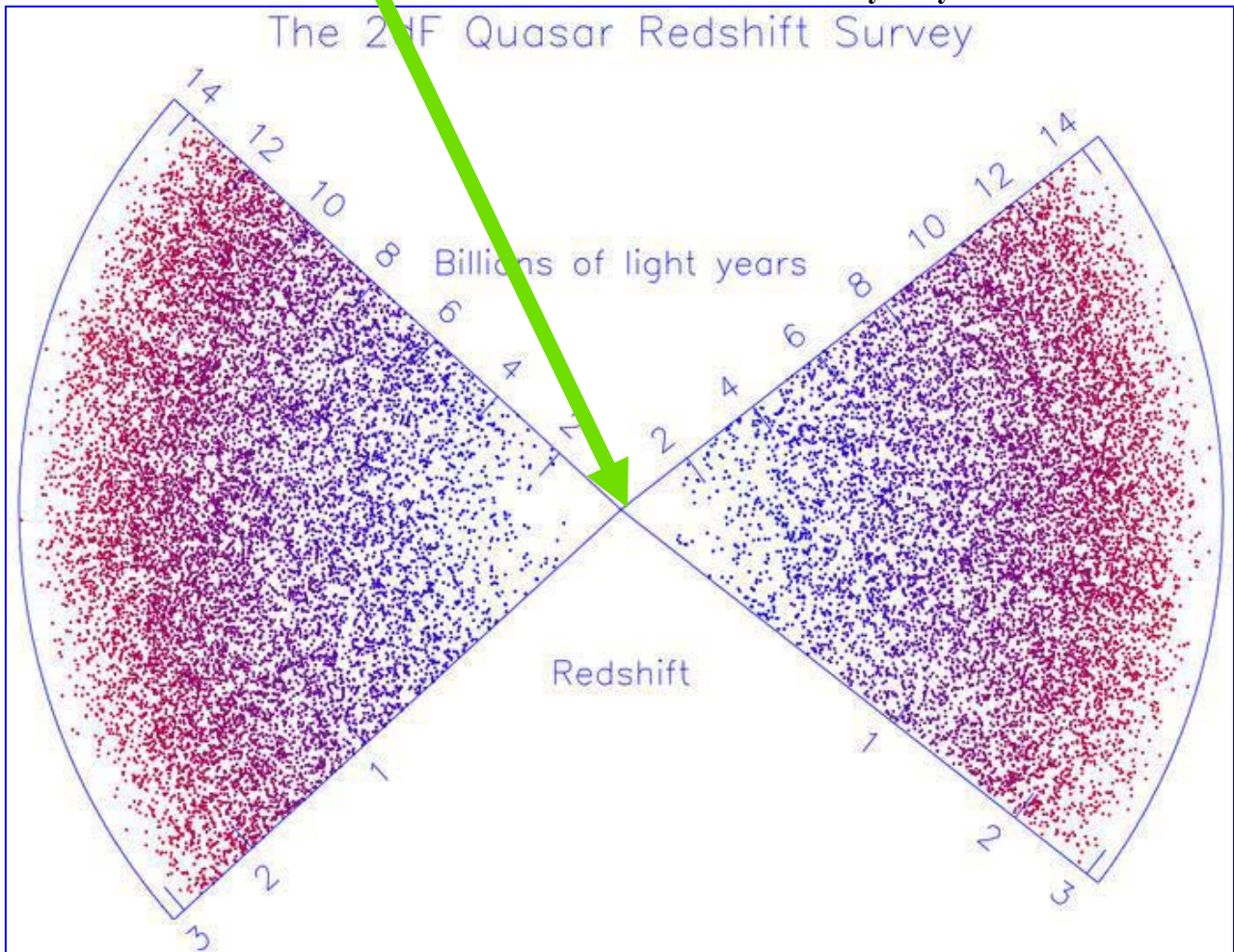


Figure 3 <http://www.2dfquasar.org/wedgeplot.html>

[A simple explanation is due to the fact that although Earth's local family of galaxies is moving at the Olympic speed of 600 kilometers per second, [See figure next page] we are about the slowest object in the Universe – some 0.2% of the speed of light. Virtually all other galaxies are going much faster, leaving us crawling at the starting gate – virtually dead center. Due to the Big Bang explosion IN energy filled SPACE !]

[Quasar Graph Distribution requires Fig 1 explanation - Push= Distribution]

Credits for 2dF fig 3 are from – Anglo-Australian Telescope [AAT] group- See: <http://www.aao.gov.au/2df/>