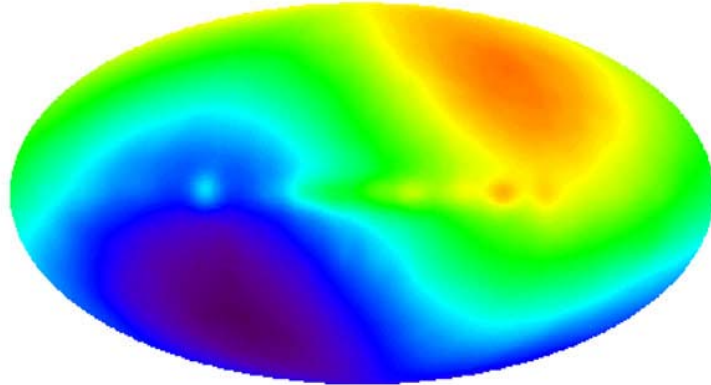


Section 4 Earth's Very Slow Speed

Everything you wanted to know about the Big Bang
but were afraid to ask

Astronomy Picture of the Day Oct. 8, 2006

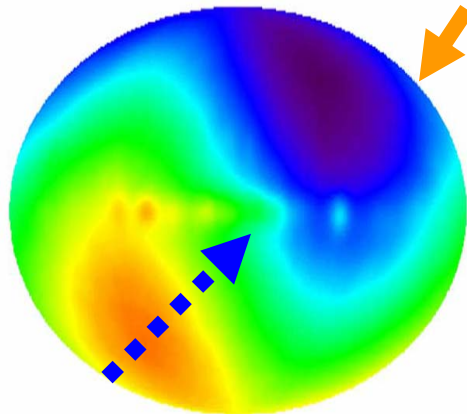
Figure 4 a October 8, 2006



CMB Dipole: Speeding Through the Universe Credit: NASA
Explanation: Our Earth is not at rest. The Earth moves around the Sun. The Sun orbits the center of the Milky Way Galaxy. The Milky Way Galaxy orbits the Local Group of Galaxies. The Local Group of Galaxies falls toward the Virgo Cluster of Galaxies. But these speeds are less than the speed that all of these objects together move relative to the cosmic microwave background [CMB] In the above all sky map, radiation in the Earth's direction of motion appears blueshifted and hence hotter, while radiation on the opposite side of the sky is redshifted and colder. The map indicates that the Local Group moves at 600 kilometers per second relative to this primordial radiation. This high speed was initially unexpected and its magnitude is still unexplained. Why are we moving so fast? What is out there?

<http://antwrp.gsfc.nasa.gov/apod/ap010128.html>

NOTE: This fig 4a is **distorted Mercator projection**. A true projection should be a sphere and rotated to **show direction** of our Local Group of Galaxies. See next **fig 4b**:



NOTE: Many graphs are Mercator type distorting one's thoughts about our Universe's true shape.

We must combine figure 1 **Push = Distribution** with above figure 4a **Earth's Very Slow Speed** plus the following observations presented herein to **locate our position as some 0.2% of our Universe – virtually dead center**

What's New C. continued

Based on all the HiTech observations, found in this paper, made by:

- NASA – including the Hubble Space Telescope & WMAP among others,
- The Sloan Digital Sky Survey – including the U. of Chicago & Fermi Lab,
- The 2dF group – the Anglo-Australian Consortium of Universities
 - Stanford Lab & •CFA - at Harvard / Smithsonian

We show that Earth is virtually Dead-center of our observable Universe, supported by the findings that Earth [as part of the local family of galaxies] is among the slowest group of galaxies.

[Earth is moving at 600 k/s divided by the Speed of Light = 0.2%]
[$600/300,000 = 0.002$ or 0.2%]

All this supports figure 1 [Push = Distribution] and is a realistic explanation for Earth dead-center location in our Universe
Virtually all other galaxies are rushing away from us.

The following pages contain HiTech pictures supporting this Earth dead-center concept.

LRG'S – Luminous Red Galaxies - next two figures 5 & 6

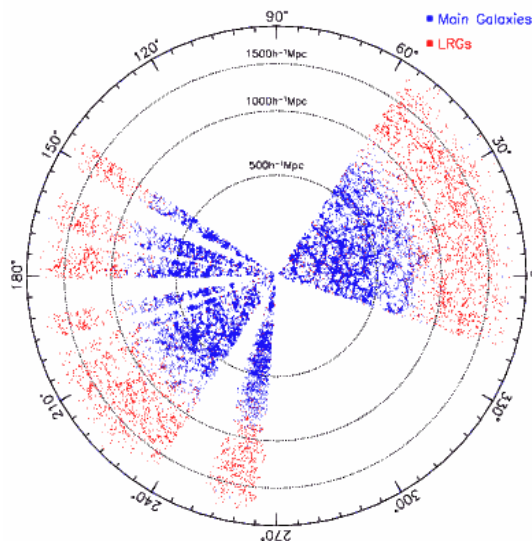


Fig 5 <http://antwrp.gsfc.nasa.gov/apod/ap010128.html>
SDSS – Sloan Digital Sky Survey. Year 2001

For full SDSS credit see:

<http://www.sdss.org/collaboration/credits.html>

The view is from Earth looking above and below the Milky Way Plane. Earth is the center of this graph. At:

<http://www.sdss.org/news/releases/20010605.edr.img11.html>

Note: each dot represents a galaxy.

Graph supports: PUSH = DISTRIBUTION –figure 1 above

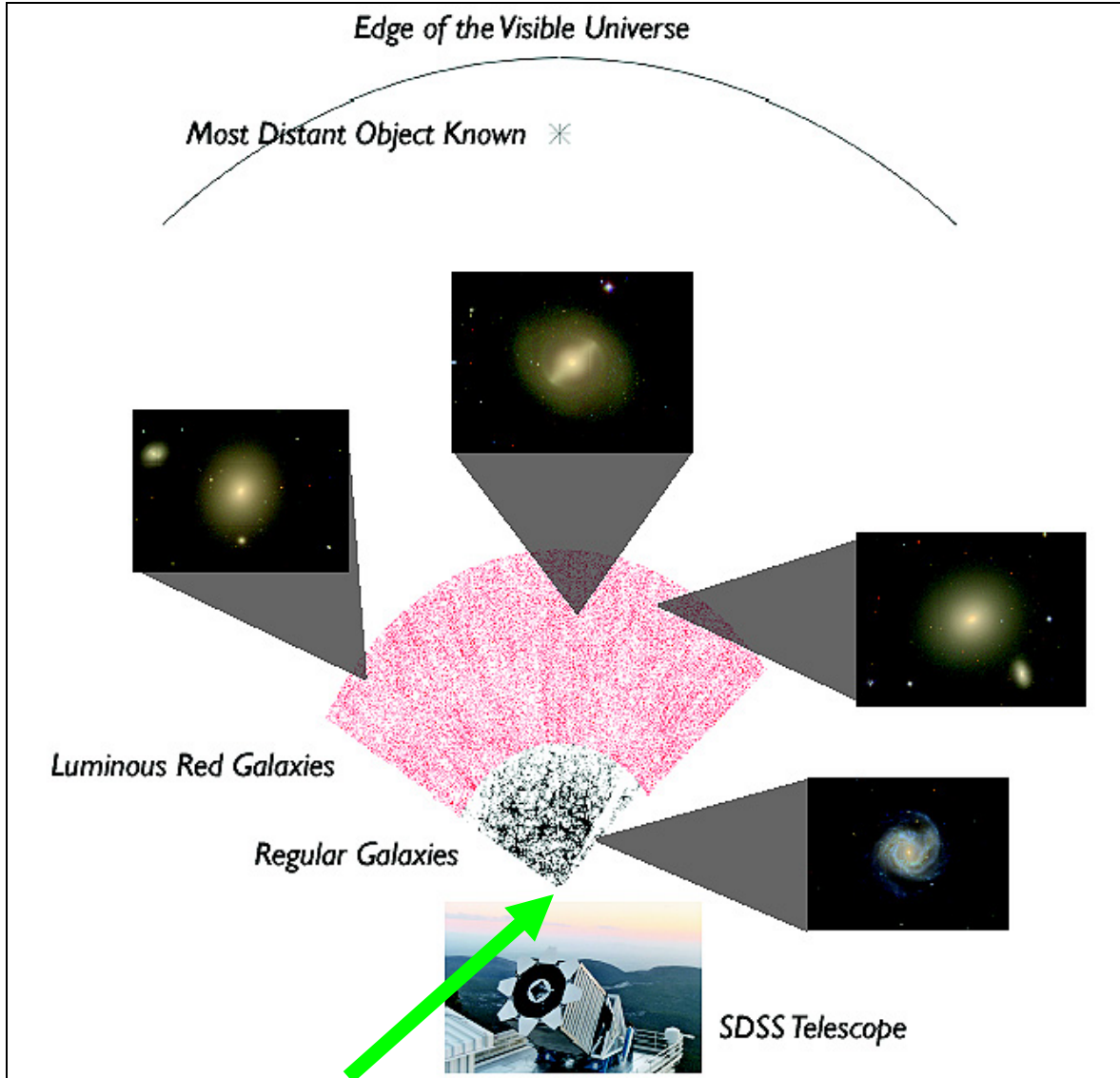


Figure 6 Earth is at the bottom of this 1/4th graph. If completed , Earth would be in the Center.

SDSS – Blue/Red galaxy distribution – LRG'S - May 15th 2006 View.

http://www.sdss.org/news/releases/20060515.structure_enlarge.html